

# Okaloosa County Investment Summary




Fiscal Year 2022

Clerk of Circuit Court and Comptroller  
J. D. Peacock II

JD PEACOCK II

CLERK OF COURT & COMPTROLLER, OKALOOSA COUNTY, FLORIDA



## MEMORANDUM

TO: Board of County Commissioners  
County Administrator

FROM: Ron Adamov  
CFO/Deputy Clerk

DATE: April 30, 2023

SUBJECT: Annual Investment Summary

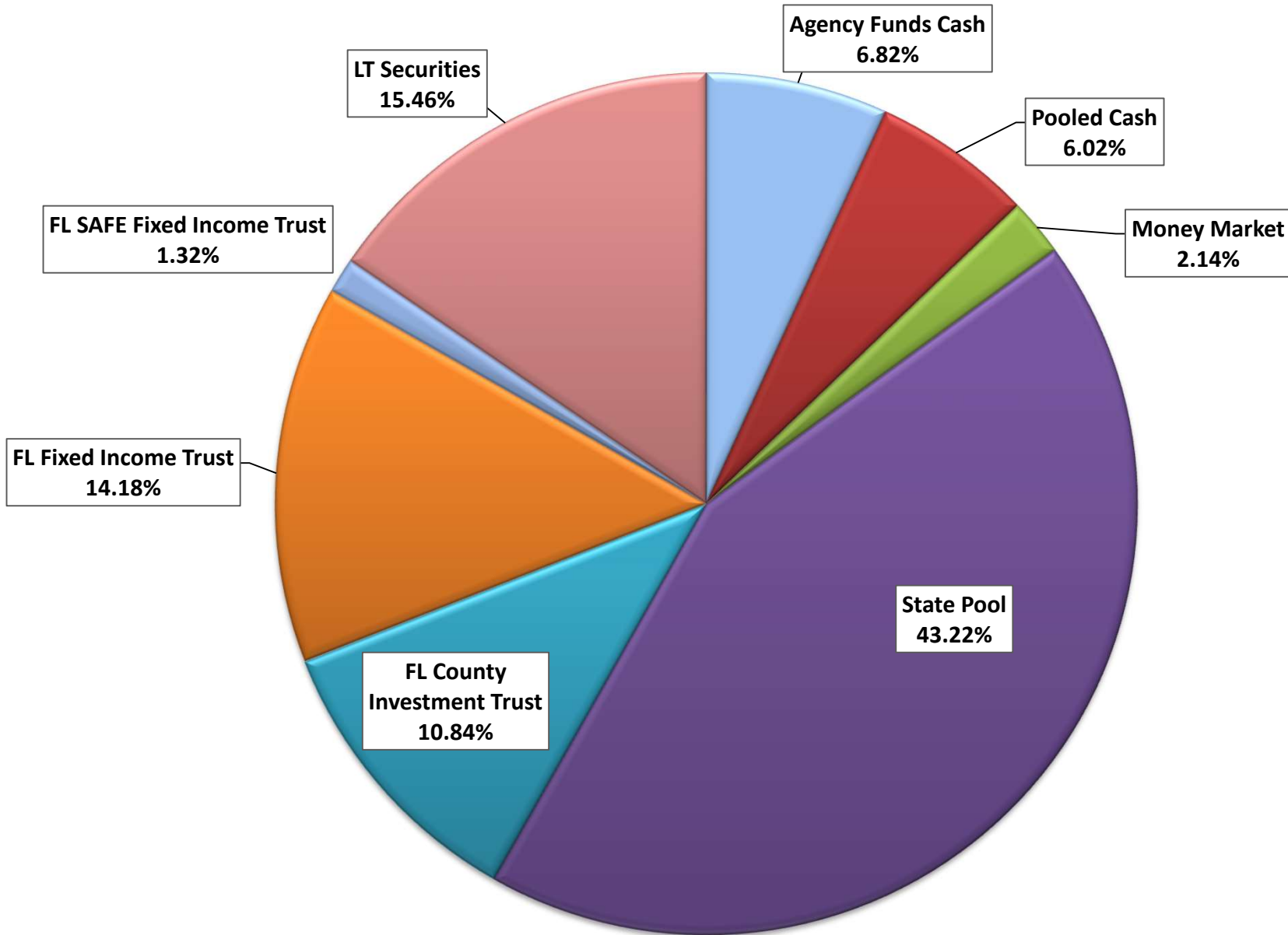
Enclosed for your information is a copy of our Annual Investment Report presented in accordance with Section X, paragraph C, of the County's Investment and Portfolio Policies.

The report consists of the following presentations:

- Total Portfolio Composition at September 30, 2022 - Graph
- Total Portfolio Composition at September 30 (2016 to 2022) - Table
- Comparative Portfolio Composition at September 30 (2022 & 2021) - Graph
- Total Long and Short-Term Portfolio Composition at September 30, 2022 - Graph
- Cash and Investment Balances and Interest Earnings (1978 to 2022) – Table
- Annual Interest Earnings - Last Ten Years (2013 to 2022) - Graph
- Cumulative Earnings since Pooled Cash inception (1978 to 2022) - Graph
- Performance Comparison (Average Return on Investment - 2013 to 2022) – Graph
- Total Portfolio Composition by Fund at September 30, 2022 - Table

If I can furnish additional information or otherwise be of assistance, please let me know.

# Okaloosa County Cash & Investments Composition at September 30, 2022

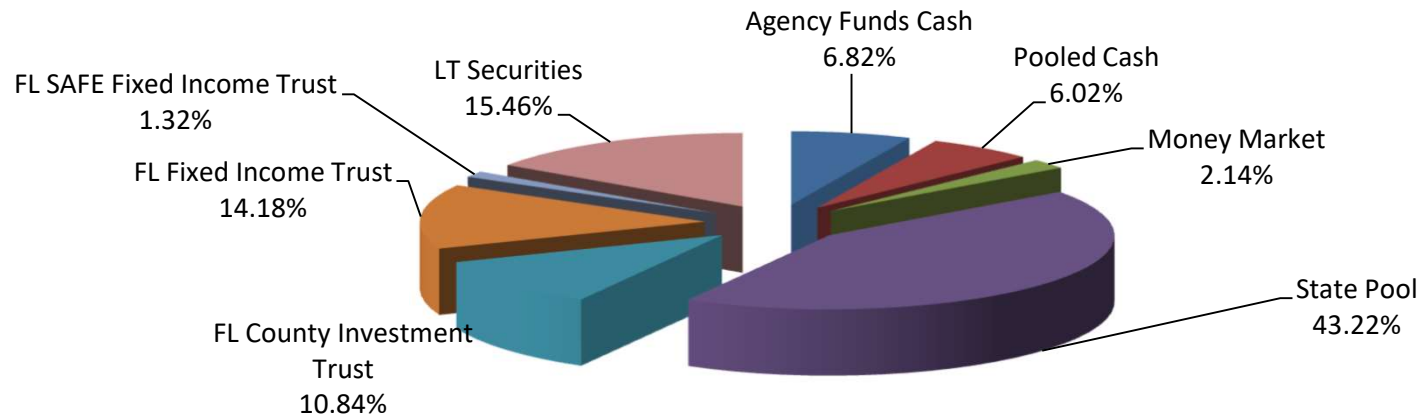


Year	Short-Term / Liquid						Long-Term		Total Cash and Investments
	Agency Funds Cash	Pooled Cash	Money Market	State Pool	FL County Investment Trust	FL Fixed Income Trust	FL SAFE Fixed Income Trust	LT Securities	
2016	\$7,805,993 4.5%	\$3,172,194 1.8%	\$13,614,157 7.8%	\$107,854,966 61.6%	\$29,251,819 16.7%	\$0 0.0%	\$0 0.0%	\$13,319,547 7.6%	\$175,018,676 100.0%
2017	\$6,206,460 3.5%	\$4,644,814 2.6%	\$13,230,511 7.5%	\$89,693,235 51.0%	\$39,598,746 22.5%	\$0 0.0%	\$0 0.0%	\$22,527,679 12.8%	\$175,901,445 100.0%
2018	\$6,142,363 3.4%	\$10,234,792 5.7%	\$9,087,461 5.1%	\$83,318,789 46.6%	\$39,777,409 22.3%	\$0 0.0%	\$0 0.0%	\$30,205,164 16.9%	\$178,765,979 100.0%
2019	\$5,472,651 2.4%	\$22,717,680 9.8%	\$9,095,511 3.9%	\$126,461,412 54.5%	\$41,457,468 17.9%	\$5,087,431 2.2%	\$0 0.0%	\$21,657,969 9.3%	\$231,950,122 100.0%
2020	\$6,528,340 2.7%	\$28,519,128 11.6%	\$9,181,891 3.7%	\$116,473,915 47.4%	\$42,944,649 17.5%	\$15,306,864 6.2%	\$0 0.0%	\$26,909,686 10.9%	\$245,864,473 100.0%
2021	\$11,216,963 3.7%	\$15,351,684 5.0%	\$9,717,356 3.2%	\$151,677,466 49.3%	\$43,041,524 14.0%	\$35,152,760 11.4%	\$5,000,863 1.6%	\$36,533,412 11.9%	\$307,692,028 100.0%
2022	\$26,055,810 6.8%	\$22,982,360 6.0%	\$8,190,528 2.1%	\$165,043,651 43.2%	\$41,377,465 10.8%	\$54,151,183 14.2%	\$5,024,117 1.3%	\$59,028,224 15.5%	\$381,853,339 100.0%
2023 (1)	\$0 (2) 0.0%	\$25,110,101 7.4%	\$8,262,770 2.4%	\$131,359,675 38.9%	\$43,331,844 12.8%	\$56,288,772 16.7%	\$5,061,555 1.5%	\$68,577,891 20.3%	\$337,992,608 100.0%

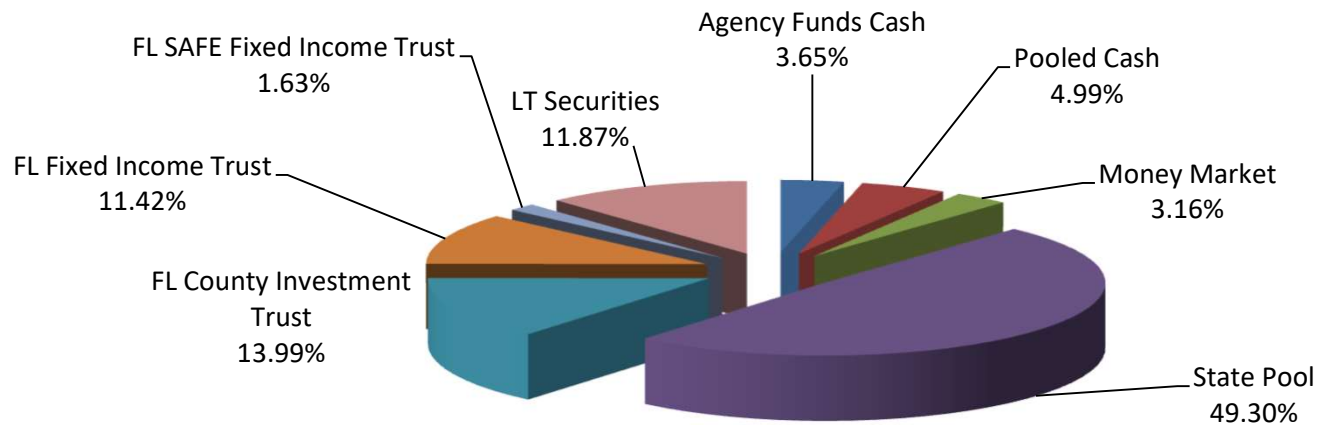
(1) as of 3/31/23

(2) The BCC has no agency funds, only the other Constitutional Officers have Agency Fund balances.

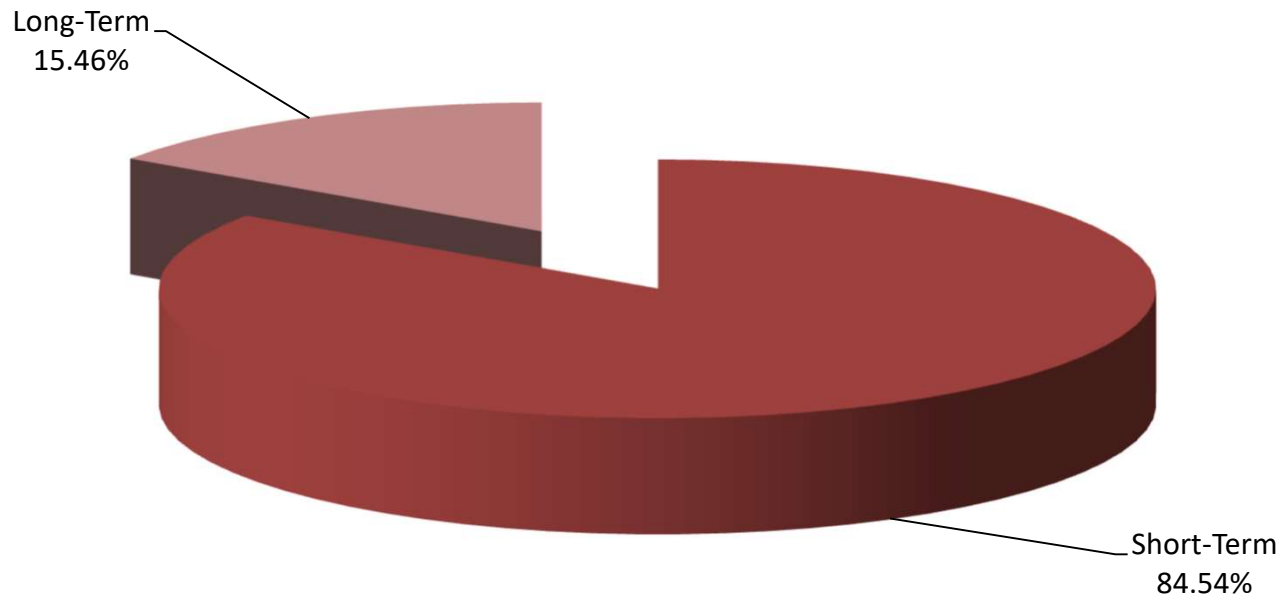
### Okaloosa County Portfolio Composition - 9/30/22



### Okaloosa County Portfolio Composition - 9/30/21

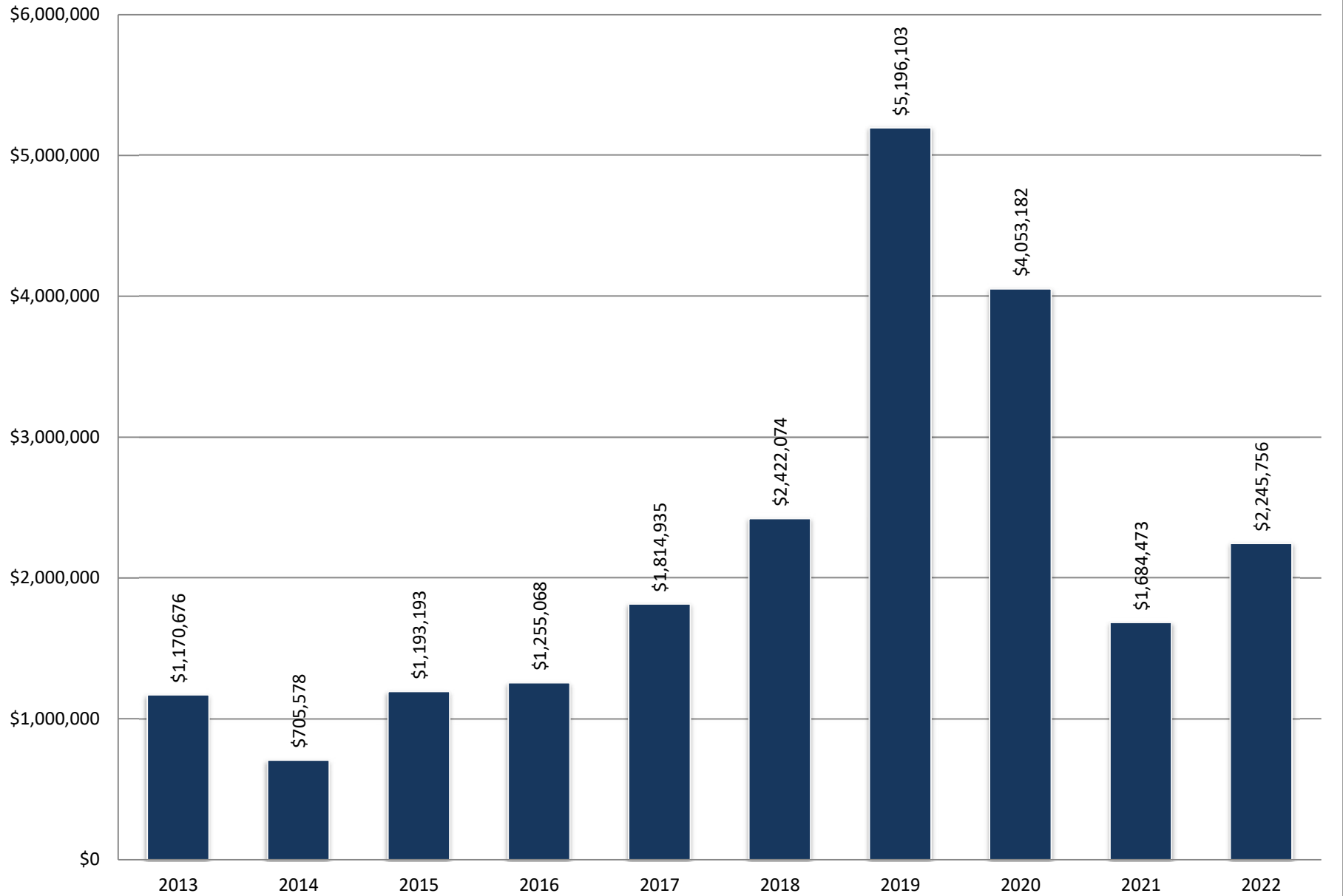


**Okaloosa County  
Short-Term to Long-Term Portfolio Composition - 9/30/22**



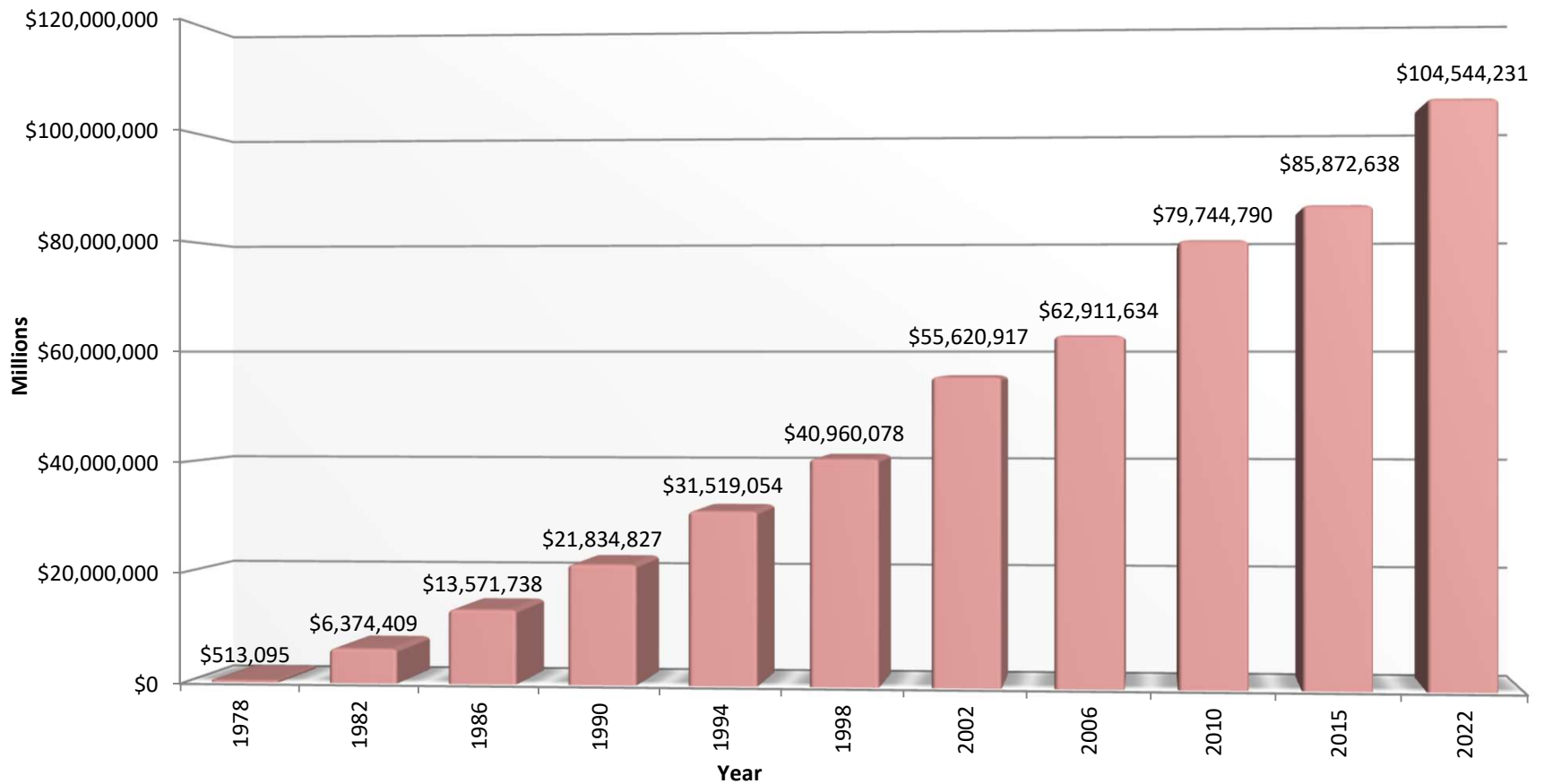


## Okaloosa County Annual Interest Earnings - Last Ten Years

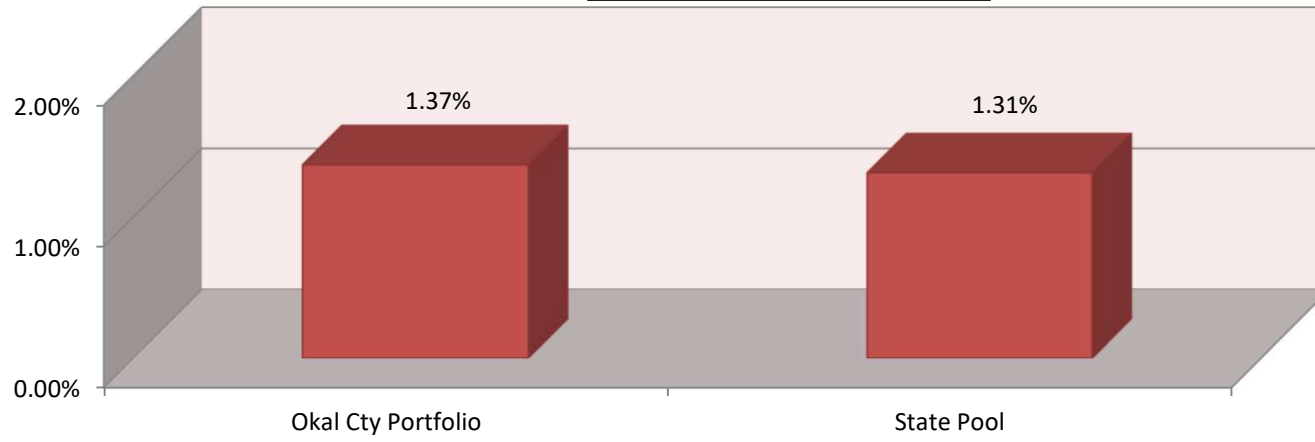




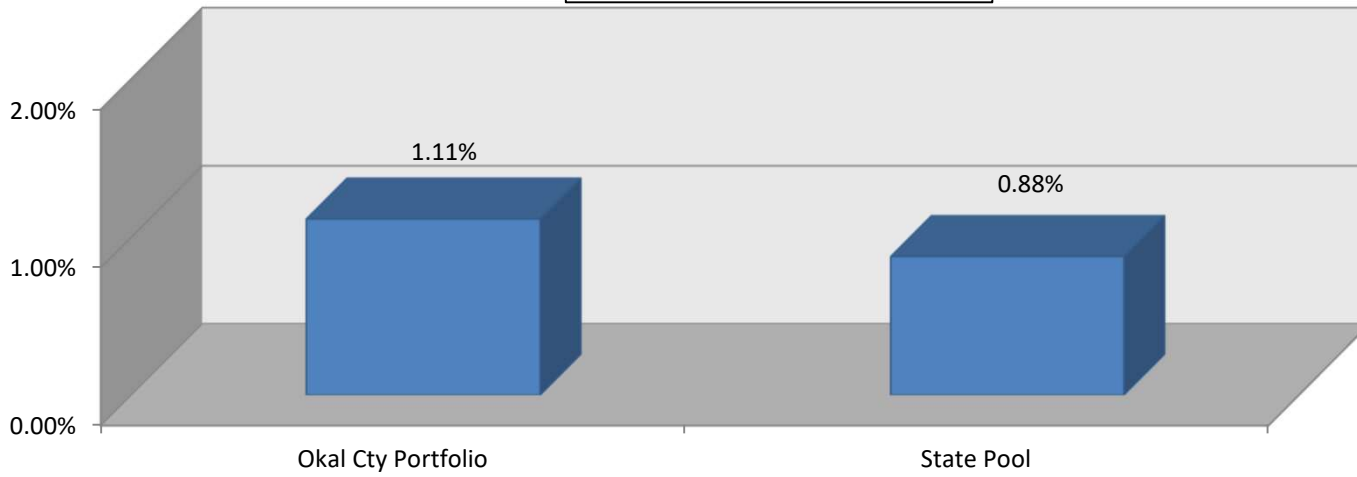
## Okaloosa County Cumulative Interest Earnings - FY 1978-2022



### Okaloosa County Last 5-Year Average



### Okaloosa County Last 10-Year Average



**Okaloosa County Cash & Investments Composition by Fund at September 30, 2022**

Cash and Investment Balances	Type								Grand Total
	Trust	FL SAFE	FL-FIT SELECT CASH	FL PRIME (SBA)	FLGIT DAY-TO-DAY	FLGIT ST Bonds	Safekeeping		
<b>Fund</b>									
001 - GENERAL FUND	\$ 419,359	\$ 2,339	\$ 13,960,179	\$ 3,220,199	\$ 165,214	\$ 873,814	\$ 12,315,698	\$ 30,956,802	
003 - GENERAL FUND - SHERIFF	\$ 2,096,906	\$ -	\$ -	\$ -	\$ -	\$ -	\$ -	\$ 2,096,906	
004 - GENERAL FUND - TAX COLL	\$ 307,987	\$ -	\$ -	\$ -	\$ -	\$ -	\$ -	\$ 307,987	
005 - GENERAL FUND - PROP APP	\$ 1,041,212	\$ -	\$ -	\$ -	\$ -	\$ -	\$ -	\$ 1,041,212	
011 - GENERAL FUND - SOE	\$ 120,042	\$ 19	\$ (287)	\$ 92,805	\$ 398	\$ 1,701	\$ -	\$ 214,677	
051 - GENERAL FUND - CLERK	\$ 3,835,887	\$ -	\$ -	\$ 99,131	\$ -	\$ -	\$ -	\$ 3,935,018	
101 - COUNTY TRANSP TRUST FUND	\$ 394,252	\$ 373	\$ (14,358)	\$ 1,978,991	\$ 8,160	\$ 38,939	\$ 1,969,840	\$ 4,376,197	
104 - TOURIST DEVELOPMENT FUND	\$ 39,416	\$ 4,556	\$ 10,099,862	\$ 18,020,020	\$ 3,196,724	\$ 10,652,752	\$ 23,331,908	\$ 65,345,238	
105 - NATURAL DISASTERS FUND	\$ 238,137	\$ 2,345	\$ 9,856,659	\$ 28,135,929	\$ 6,174	\$ (183,110)	\$ -	\$ 38,056,134	
106 - L.H.A. TRUST FUND	\$ 84,333	\$ 316	\$ 70,475	\$ 2,953,296	\$ 5,305	\$ 384,833	\$ -	\$ 3,498,559	
108 - E-911 OPERATIONS FUND	\$ 107,572	\$ 37	\$ 50,952	\$ 91,451	\$ 88,901	\$ 142,918	\$ -	\$ 481,830	
109 - RADIO COMMUNICATIONS FUND	\$ 185,823	\$ 20	\$ (575)	\$ 96,221	\$ 475	\$ 2,086	\$ -	\$ 284,049	
110 - LAW ENFORCEMENT TRST FUND	\$ 11,287	\$ 11	\$ 485	\$ 118,413	\$ 556	\$ 5,121	\$ -	\$ 135,873	
111 - POLICE ACADEMY FUND	\$ 96,361	\$ 10	\$ (335)	\$ 33,433	\$ 237	\$ 1,785	\$ -	\$ 131,490	
112 - COUNTY PUBLIC HEALTH FUND	\$ 60,653	\$ 26	\$ (740)	\$ 37,602	\$ 591	\$ 1,876	\$ -	\$ 100,008	
113 - M.S.B.U. FUND	\$ 101,632	\$ 62	\$ 148,288	\$ 371,550	\$ 2,105	\$ 54,336	\$ -	\$ 677,973	
115 - UNINC MUN SVCS TAX FUND	\$ 1,366	\$ 197	\$ 1,047,675	\$ 53,805	\$ 166,502	\$ 1,266,721	\$ -	\$ 2,536,266	
119 - PRISONER BENEFIT FUND	\$ 284,485	\$ 97	\$ 46,878	\$ 516,962	\$ 3,672	\$ 522,377	\$ -	\$ 1,374,471	
120 - ADDITIONAL CRT COST FUND	\$ 88,093	\$ 28	\$ (479)	\$ 31,595	\$ 1,661	\$ 235,301	\$ -	\$ 356,199	
121 - DRUG ABUSE TRUST FUND	\$ 71,992	\$ 8	\$ (341)	\$ 49,110	\$ 286	\$ 1,895	\$ -	\$ 122,950	
122 - DOM VIOLENCE TRUST FUND	\$ 2,138	\$ -	\$ 15	\$ 1,068	\$ 98	\$ 239	\$ -	\$ 3,559	
123 - TRAFFIC EDUCATION FUND	\$ 46,648	\$ 13	\$ (384)	\$ 149,329	\$ 638	\$ 4,409	\$ -	\$ 200,653	
124 - CHOCTAW BAY ESTUARY	\$ 2,213	\$ -	\$ 31	\$ 297	\$ 17	\$ 312	\$ -	\$ 2,870	
125 - FIBER OPTIC CABLE FUND	\$ 8,376	\$ 153	\$ (3,376)	\$ 1,899,052	\$ 410	\$ (8,184)	\$ -	\$ 1,896,431	
151 - COURT SPECIAL REV - CLERK	\$ 815,698	\$ -	\$ -	\$ -	\$ -	\$ -	\$ -	\$ 815,698	
152 - PUBLIC REC TF - CLERK	\$ 319,692	\$ -	\$ -	\$ -	\$ -	\$ -	\$ -	\$ 319,692	
153 - PUBLIC REC SR - CLERK	\$ 182,908	\$ -	\$ -	\$ -	\$ -	\$ -	\$ -	\$ 182,908	
201 - OKALOOSA DEBT SVC FUND	\$ 4,766	\$ (3)	\$ 379	\$ 133,768	\$ 69	\$ 2,618	\$ -	\$ 141,596	
301 - CAPITAL PROJECTS FUND	\$ 20,466	\$ 1,508	\$ (81,420)	\$ 17,969,896	\$ 390,362	\$ 150,648	\$ 4,502,750	\$ 22,954,209	
302 - ROAD/BRIDGE CONSTR FUND	\$ 60,864	\$ 1,437	\$ 260,527	\$ 331,969	\$ 1,052,225	\$ 3,587,984	\$ 7,484,354	\$ 12,779,360	
303 - INFRASTRUCT SURTAX FUND	\$ 341,030	\$ 1,002,746	\$ 4,023,923	\$ 30,523,507	\$ 14,677	\$ 414,430	\$ 3,816,160	\$ 40,136,472	
411 - WATER & SEWER ENTERPRISE	\$ 3,201,028	\$ 3,003,441	\$ 1,402,208	\$ 26,770,979	\$ 998,491	\$ 13,075,698	\$ 1,911,480	\$ 50,363,325	
421 - AIRPORT ENTERPRISE	\$ 2,455,432	\$ 2,271	\$ 2,734,186	\$ 17,787,689	\$ 1,582,779	\$ 7,359,780	\$ 1,775,635	\$ 33,697,772	
430 - SOLID WASTE ENTERPRISE	\$ 2,372,448	\$ 1,000,660	\$ 2,464,726	\$ 2,183,184	\$ 412,328	\$ 1,616,042	\$ 1,920,400	\$ 11,969,788	
441 - INSPECTION ENTERPRISE	\$ 1,068,281	\$ 381	\$ 1,732,889	\$ 2,646,925	\$ 6,790	\$ 321,581	\$ -	\$ 5,776,845	
450 - EMERGENCY MEDICAL SERVICE	\$ 1,248,089	\$ 695	\$ 3,570,250	\$ 5,251,982	\$ 5,593	\$ 169,213	\$ -	\$ 10,245,822	
490 - TAX COLLECTOR ENTERPRISE	\$ 320,458	\$ -	\$ -	\$ -	\$ -	\$ -	\$ -	\$ 320,458	
501 - SELF INSURANCE-INT SVCS	\$ 293,292	\$ 373	\$ 2,782,892	\$ 1,184,495	\$ 79,093	\$ 679,350	\$ -	\$ 5,019,494	
502 - GARAGE SERVICES-INT SVCS	\$ 779	\$ -	\$ -	\$ -	\$ -	\$ -	\$ -	\$ 779	
504 - IS - SHERIFF	\$ 1,665,028	\$ -	\$ -	\$ -	\$ -	\$ -	\$ -	\$ 1,665,028	
590 - TAX COLLECTOR FSEBT	\$ 457,753	\$ -	\$ -	\$ -	\$ -	\$ -	\$ -	\$ 457,753	
651 - F&F AGENCY FUND - CLERK	\$ 100,139	\$ -	\$ -	\$ 285,000	\$ -	\$ -	\$ -	\$ 385,139	
652 - JURY & WITNESS - CLERK	\$ 22,879	\$ -	\$ -	\$ -	\$ -	\$ -	\$ -	\$ 22,879	
653 - TAX DEED AGENCY - CLERK	\$ 444,520	\$ -	\$ -	\$ 710,000	\$ -	\$ -	\$ -	\$ 1,154,520	
654 - SUPPORT AGENCY - CLERK	\$ 60,934	\$ -	\$ -	\$ -	\$ -	\$ -	\$ -	\$ 60,934	
655 - REG OF CRT AGENCY - CLERK	\$ 18,959,318	\$ -	\$ -	\$ -	\$ -	\$ -	\$ -	\$ 18,959,318	
656 - BOCC TRUST - CLERK	\$ 36,808	\$ -	\$ -	\$ -	\$ -	\$ -	\$ -	\$ 36,808	
658 - ST TRUST AGENCY - CLERK	\$ 423,728	\$ -	\$ -	\$ 430,000	\$ -	\$ -	\$ -	\$ 853,728	
661 - ESCROW AGENCY - CLERK	\$ 27,070	\$ -	\$ -	\$ 150,000	\$ -	\$ -	\$ -	\$ 177,070	
662 - JUVENILE TRUST - CLERK	\$ 2,050	\$ -	\$ -	\$ -	\$ -	\$ -	\$ -	\$ 2,050	
663 - FORCLOSURE ESCROW - CLERK	\$ 861,890	\$ -	\$ -	\$ 459,000	\$ -	\$ -	\$ -	\$ 1,320,890	
665 - CASH BOND - CLERK	\$ 500,623	\$ -	\$ -	\$ 275,000	\$ -	\$ -	\$ -	\$ 775,623	
680 - INDIV DEP AGENCY - SHERIF	\$ 3,970	\$ -	\$ -	\$ -	\$ -	\$ -	\$ -	\$ 3,970	
681 - SUSPENSE AGENCY - SHERIFF	\$ 5,207	\$ -	\$ -	\$ -	\$ -	\$ -	\$ -	\$ 5,207	
690 - DISBURSEMENTS AGENCY - TC	\$ 3,003,382	\$ -	\$ -	\$ -	\$ -	\$ -	\$ -	\$ 3,003,382	
801 - PAYROLL CLEARING FUND BCC	\$ 111,470	\$ -	\$ -	\$ -	\$ -	\$ -	\$ -	\$ 111,470	
<b>Grand Total</b>	<b>\$ 49,038,170</b>	<b>\$ 5,024,117</b>	<b>\$ 54,151,183</b>	<b>\$ 165,043,651</b>	<b>\$ 8,190,528</b>	<b>\$ 41,377,465</b>	<b>\$ 59,028,224</b>	<b>\$ 381,853,339</b>	