

# **Okaloosa County Clerk of Court and Comptroller**

## **Tourist Development Tax May Tax Revenue Report**

### **Fiscal Year 2021-2022**

JD Peacock  
Okaloosa County Clerk of Court

Prepared by:  
Joshua Allen  
Business Systems Director

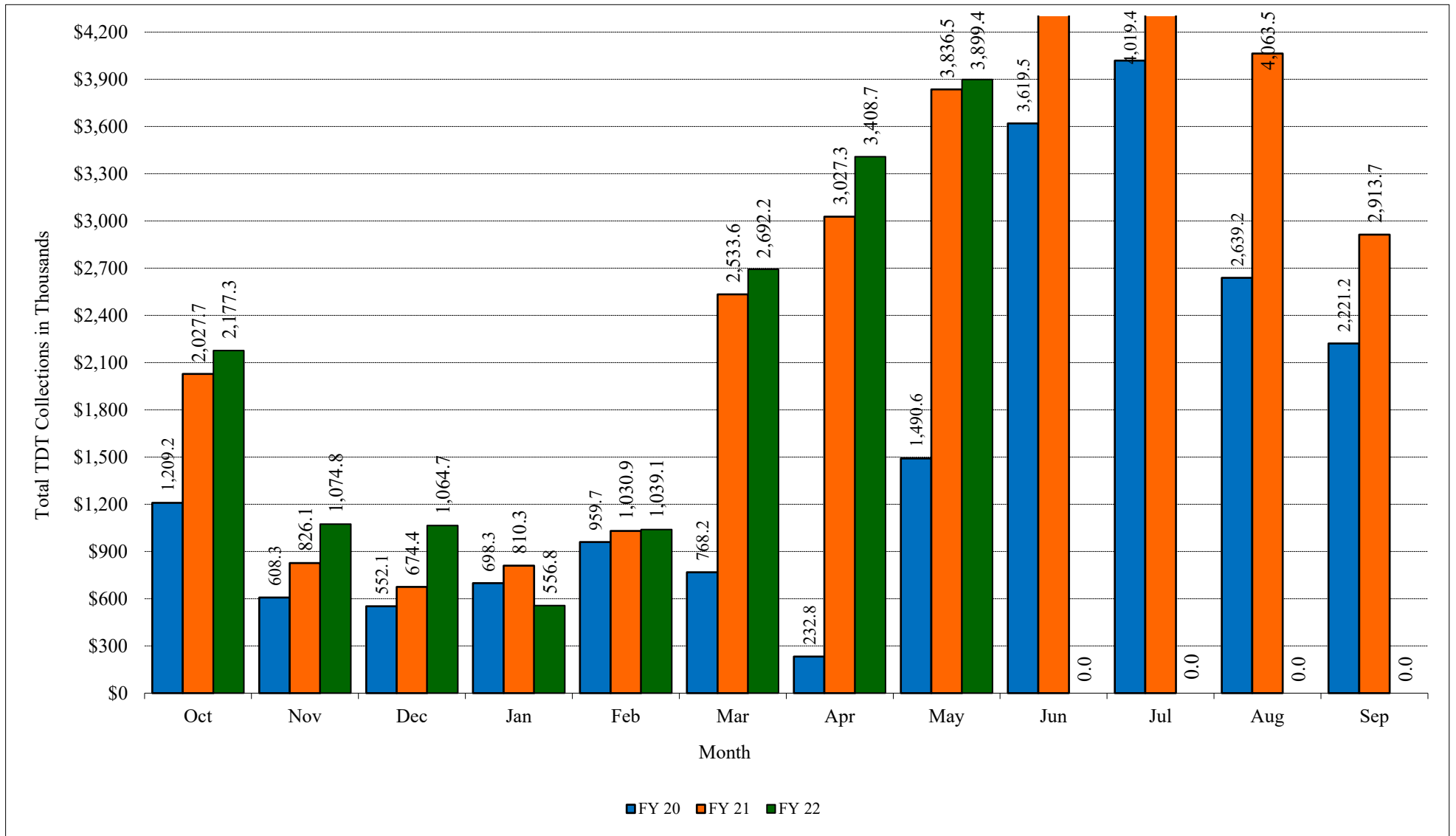
## Historical TDT Collections and Percentage Breakdown FY 2017 - Current

Month	FY 2017	FY 2018	FY 2019	FY 2020	% (+/-) 2018-2019	FY 2021	% (+/-) 2018-2019	FY 2022	% (+/-) 2020-2021
October	\$1,199,606.75	\$1,214,481.83	\$1,309,682.33	\$1,209,246.44	-7.67%	\$2,027,742.10	54.83%	\$2,177,346.70	7.38%
November	\$407,634.70	\$547,282.21	\$828,040.56	\$608,271.78	-26.54%	\$826,108.63	-0.23%	\$1,074,763.79	30.10%
December	\$427,968.96	\$435,955.83	\$541,907.43	\$552,130.36	1.89%	\$674,430.00	24.45%	\$1,064,654.14	57.86%
January	\$409,650.46	\$546,010.21	\$591,499.87	\$698,331.50	18.06%	\$810,277.30	36.99%	\$556,796.53	-31.28%
February	\$559,626.99	\$755,231.53	\$929,605.46	\$959,719.31	3.24%	\$1,030,939.09	10.90%	\$1,039,092.04	0.79%
March	\$1,313,953.85	\$1,804,972.98	\$1,638,833.47	\$768,179.65	-53.13%	\$2,533,631.54	54.60%	\$2,692,226.18	6.26%
April	\$1,733,130.80	\$1,611,132.82	\$1,634,939.01	\$232,848.94	-85.76%	\$3,027,344.52	85.17%	\$3,408,715.29	12.60%
May	\$2,059,989.38	\$2,165,970.13	\$2,775,474.02	\$1,490,641.58	-46.29%	\$3,836,461.91	38.23%	\$3,899,435.84	1.64%
June	\$3,830,671.38	\$3,891,381.79	\$5,378,932.05	\$3,619,497.04	-32.71%	\$5,311,973.12	-1.24%		
July	\$3,992,590.07	\$4,435,804.74	\$3,676,259.33	\$4,019,404.74	9.33%	\$5,971,521.24	62.43%		
August	\$2,114,324.85	\$2,244,463.62	\$2,237,069.94	\$2,639,207.26	17.98%	\$4,063,463.37	81.64%		
September	\$1,489,824.83	\$1,593,007.19	\$1,884,690.82	\$2,221,230.43	17.86%	\$2,913,700.21	54.60%		
<b>Total</b>	\$19,538,973.02	\$21,245,694.88	\$23,426,934.29	\$19,018,709.03	-18.82%	\$33,027,593.03	40.98%	\$15,913,030.51	

= TC Collected  
 = DOR Collected  
 = COC Collected

\*Amounts for January 2022 through current are reported by the Okaloosa County Clerk of Court's office.  
 \*All amounts prior to January 2022 reported by the Okaloosa County Tax Collector and Florida Department of Revenue.

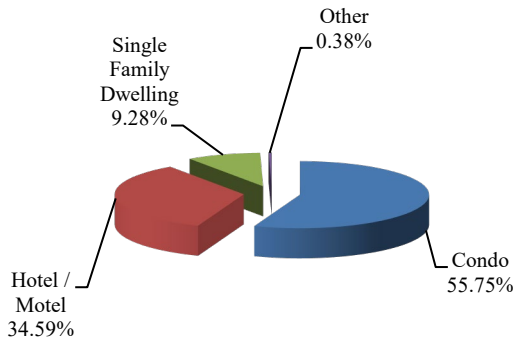
# Total Monthly TDT Collections FY 2020 - 2022



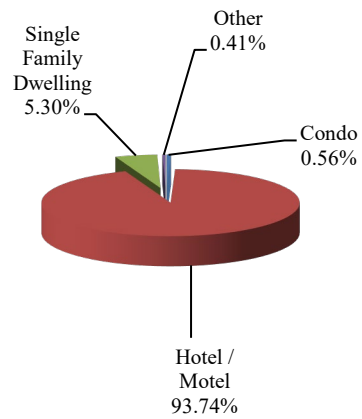
## Percentage of Number of Units by Rental Type

Rental Type	Current Dist		Expanded Dist	
	Number of Units	%	Number of Units	%
Condo	6,913	55.75%	11	0.56%
Hotel / Motel	4,290	34.59%	1,841	93.74%
Single Family Dwelling	1,151	9.28%	104	5.30%
Other	47	0.38%	8	0.41%
<b>Total</b>	<b>12,401</b>	<b>100.00%</b>	<b>1,964</b>	<b>100.00%</b>

**Number of Units by  
Rental Type in Current Dist**



**Number of Units by  
Rental Type in Expanded  
Dist**



## Taxes Paid by District

<b>CURRENT</b>	<b>\$ 3,712,196.33</b>
<b>EXPANDED</b>	<b>\$ 187,239.51</b>